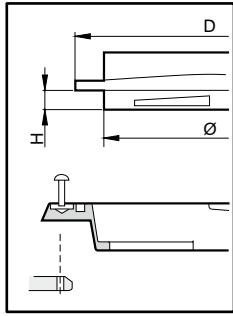


Coperchio chiuso serie "Smooth-line 2"

"Smooth-line 2" closed lid

Tapa cerrada serie "Smooth-line 2"

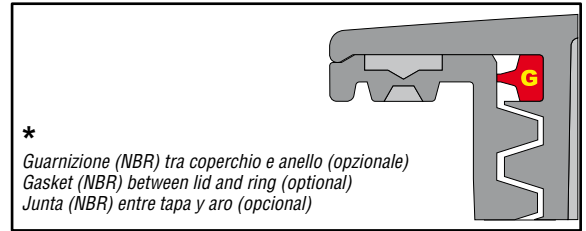
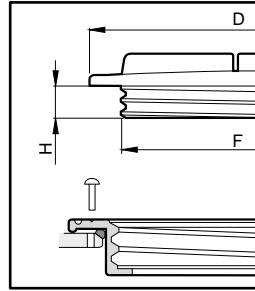


Diametro Diameter Diametro D mm	Coperchio Lid Tapa	Anello Ring Aro	Ø		H mm	Guarnizione Gasket Junta	Filtro Filter Filtro
			mm	inches			
140	352 2100	350 401	110	4.3	10	352 000.020	300 304



Fissaggio superiore  
For flat surfaces  
Para superficies planas

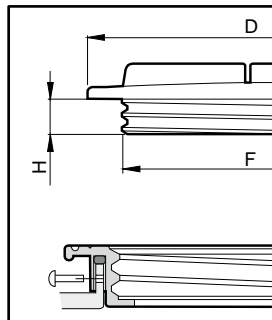
**Accessori da ordinare separatamente  
Accessories to order separately  
Accesorios a pedir por separado**



Fissaggio superiore  
For flat surfaces  
Para superficies planas

Diametro Diameter Diametro D mm	Kit Coperchio + Anello Kit Lid + Ring Kit Tapa + Aro	Coperchio Lid Tapa	Anello Ring Aro	F		H mm	Guarnizione* Gasket* Junta*	Filtro Filter Filtro
				mm	inches			
250	351 0120	352 2120	350 2420	210	8.2	31	352 2120.020	300 110 300 116 300 315
355	351 0140	352 2140	350 2440	313	12.3	31	352 2140.020	300 120 300 330
455	351 0160	352 2160	350 2460	410	16.1	25	352 2160.020	300 126 300 130 300 134
620	351 0180	352 2180	350 480	567	22.3	30	---	---

**Accessori da ordinare separatamente  
Accessories to order separately  
Accesorios a pedir por separado**



**Accessori da ordinare separatamente  
Accessories to order separately  
Accesorios a pedir por separado**



Fissaggio laterale  
Side connection  
Fijación lateral

Diametro Diameter Diametro D mm	Kit Coperchio + Anello Kit Lid + Ring Kit Tapa + Aro	Coperchio Lid Tapa	Anello Ring Aro	F		H mm	Guarnizione* Gasket* Junta*	Filtro Filter Filtro
				mm	inches			
250	351 6120	352 2120	350 2520	210	8.2	31	352 2120.020	300 110 300 116 300 315
355	351 6140	352 2140	350 2540	313	12.3	31	352 2140.020	300 120 300 330
455	351 6160	352 2160	350 2560	410	16.1	25	352 2160.020	300 126 300 130 300 134